


SMS-55

Alarm Monitoring & Control System



SMS-55

Alarm Monitoring & Control System

SMS-55 responds to your concerns about the safe and efficient operation of your vessels



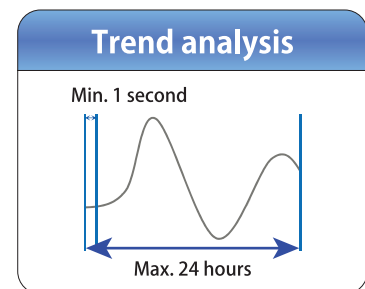
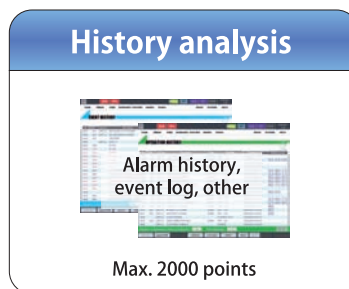
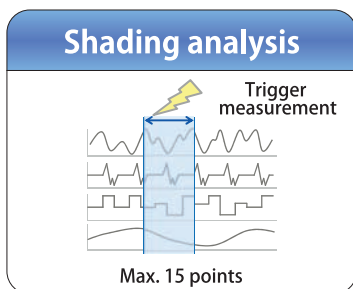
How can we visualize the best way to reduce costs, improve fuel efficiency, and comply with environmental regulations?



Analyze the data from multiple perspectives and make it easier to understand

Diverse analysis functions

SMS-55's diverse set of data collection, measurement and analysis functions enables the use of multiple perspectives to provide a comprehensive analysis of any problem from the moment it occurs.



For example, when investigating the cause of a plant outage:

Measurement data, including temperature and pressure, which pinpoint the cause of the outage

Alarm history before and after the plant outage

Highly accurate measurement data

Multiple perspectives provide a comprehensive analysis

User-friendly functions

SMS-55 includes a USB port as a standard data output device.

Data can be saved to a USB memory stick to be viewed on a personal computer or sent by email.



SMS-55

Alarm Monitoring & Control System

by utilizing JRCS's extensive knowledge of LNG vessels and superior technical skills.

Concern How can we achieve a fixed level of standards for crew operations?



Solution Reduce human error through intuitive operation and simple maintenance

Concern How can we find speedy and reliable solutions? How can we prepare for emergencies?



Solution Ensure reliability through redundancy of critical systems and prompt solutions to problems

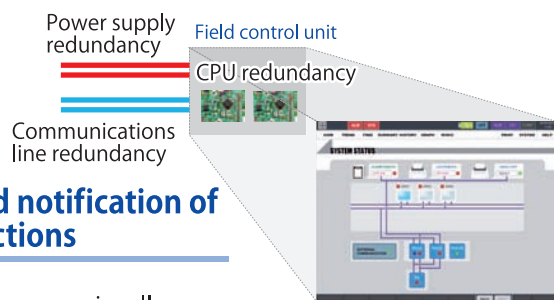
Intuitive operation

Touch operation via LCD displays provides direct control.
*In 1994, JRCS became the first company in the world to apply operation via LCD touch panel to marine systems.



Automatic maintenance notifications

An alarm notifies users about impending maintenance periods for plants and equipment.




Detailed notification of malfunctions

Malfunctions are visually illustrated and detailed information is displayed.

Analysis of errors and malfunctions

The cause of the trouble can be determined by analyzing the relationship between an error or malfunction and system operations.



Optional features

Tablet compatibility

AMS screens can be viewed using a tablet that is linked with JRCS's J-S/Net wireless LAN system.

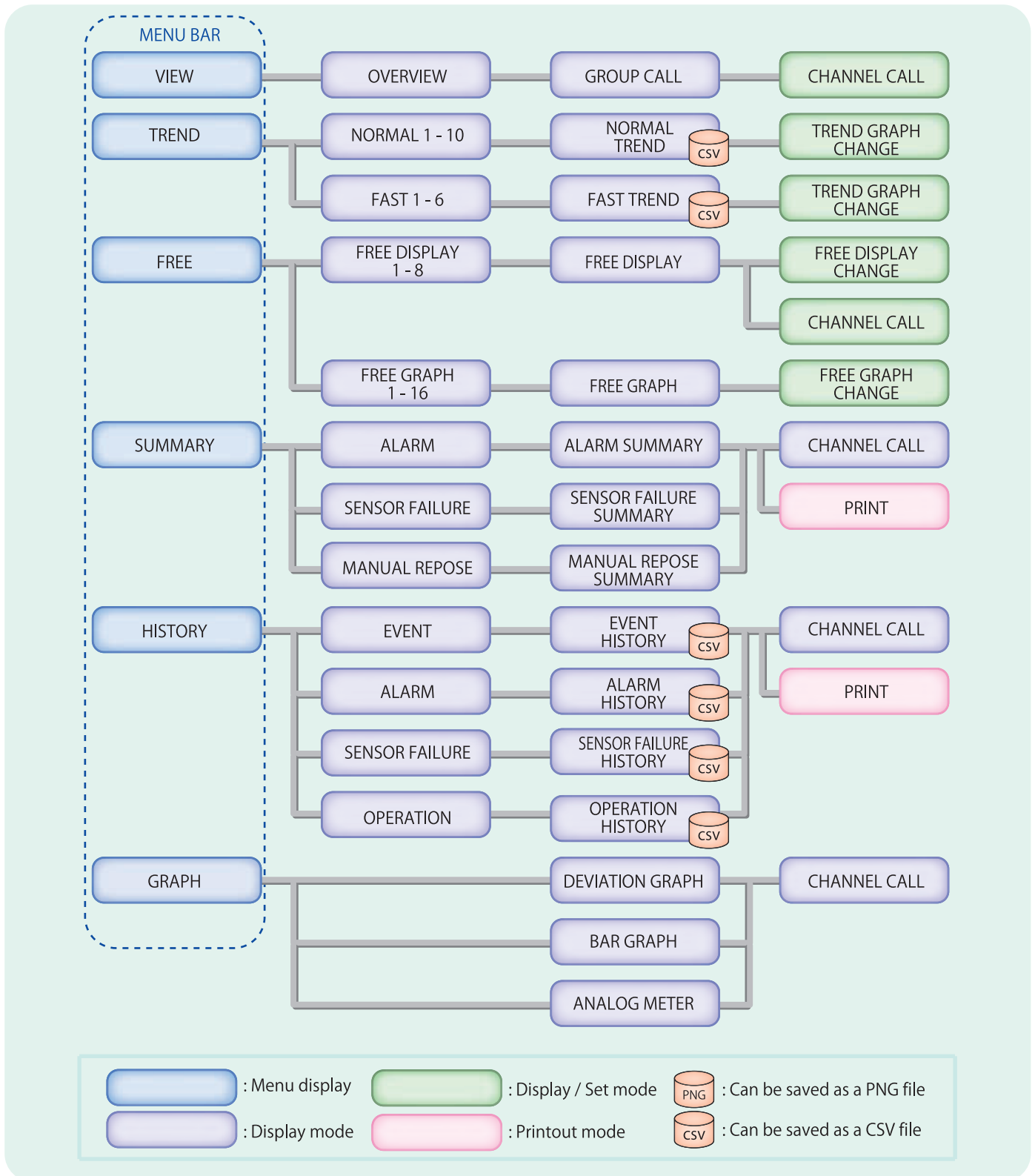
J-S/Net



SMS-55

Alarm Monitoring & Control System

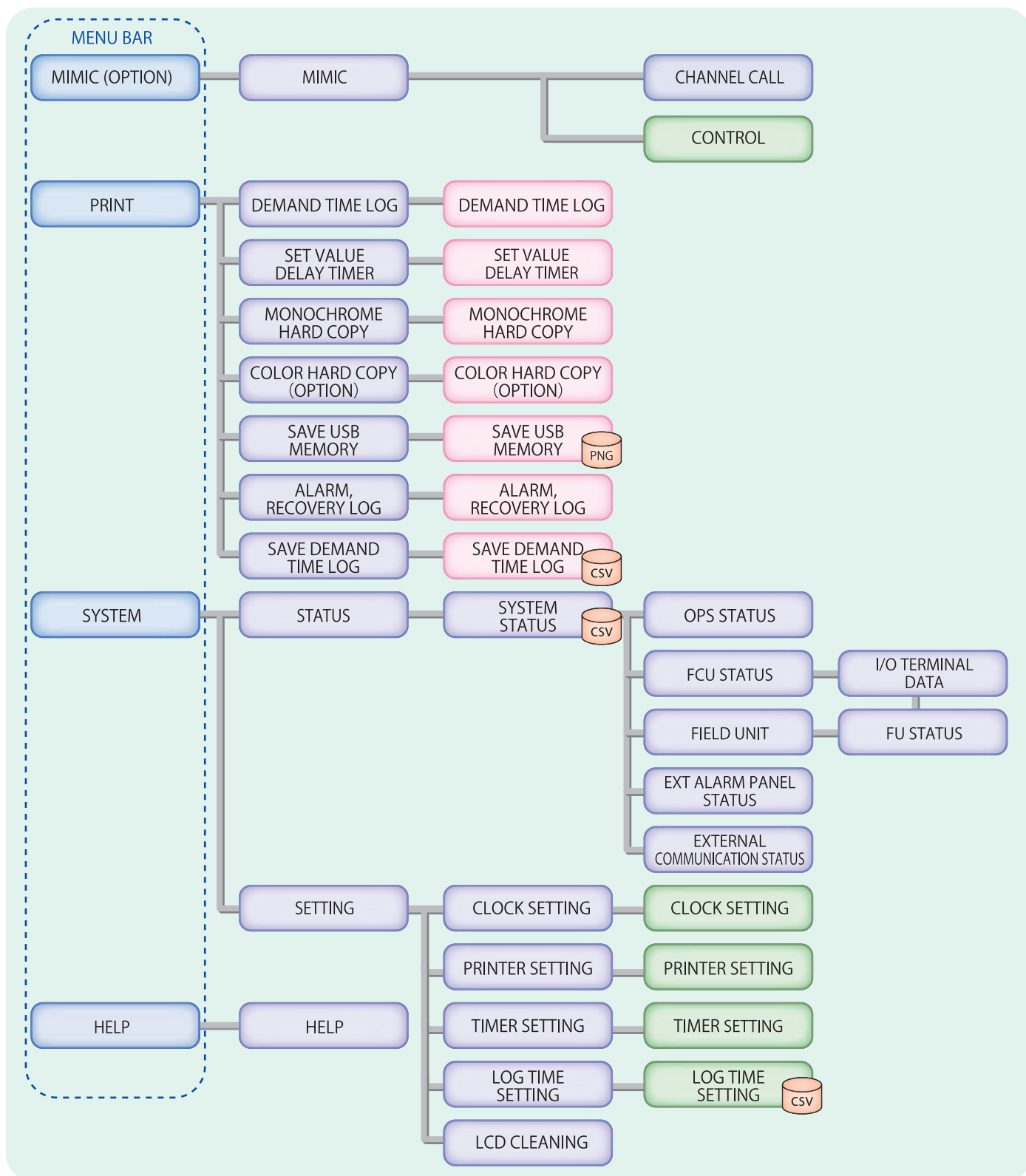
Display System Chart (1)



SMS-55

Alarm Monitoring & Control System

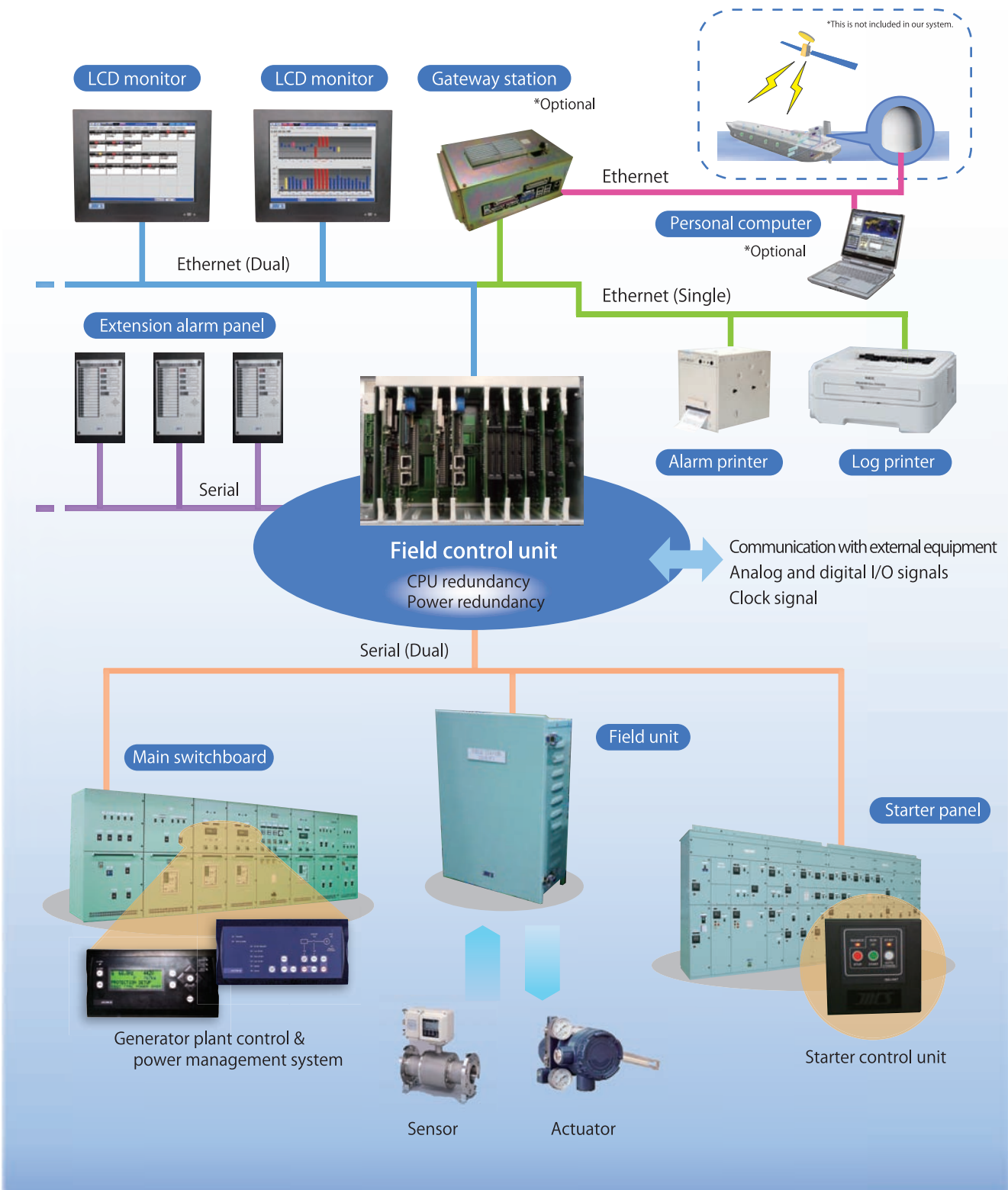
Display System Chart (2)



SMS-55

Alarm Monitoring & Control System

System Configuration



SMS-55

Alarm Monitoring & Control System

Specifications

Item	Specifications
LCD monitor	15-inch color LCD (standard) 19-inch color LCD (standard) Touch panel Input device: Trackball (optional) Keyboard (optional) Maximum connected devices: 10
Total I/O points	Max. 3,000 points including analog and digital
Type of input	Analog Temperature (resistance bulb) Pt100 Ω , 2 wires / 3 wires Temperature (thermocouple) K type Current DC4-20 mA Voltage DC1-5 V Digital Dry-contact DC24 V, 10 mA Pulse (ON 100 msec / OFF 100 msec or more) DC24 V, 10 mA
Type of output	Analog Current DC4-20 mA, load impedance max. 500 Ω Digital Relay (contact) output DC24 V, 0.5 A / AC125 V, 0.2 A / AC220 V, 0.5 A Transistor output DC24 V, 0.2 A
Communication ports	Serial communications RS-422 4 ports (standard) Extension 5 ports (optional) Ethernet communication 2 ports (optional)
Field unit	Maximum connected devices: 20
Extension alarm panel	Maximum connected devices: 20 LED type (standard), LCD type (optional)
Printers	Log printer (monochrome laser) Alarm printer (dot matrix) Hard copy printer (color laser, optional)



JRCS JRCS Co. Ltd.

■JRCS Shimonoseki (headquarters):

1-2-14 Higashiyamato-machi, Shimonoseki,
Yamaguchi, 750-8515 Japan
Tel: +81 (0)83 261 0200 Fax: +81 (0)83 261 0360
E-mail : jrcs@jrcs.co.jp
URL : www.jrcs.co.jp

■JRCS Tokyo (headquarters):

Nishishinbashi Yasuda Union Building 1F
2-4-2 Nishishinbashi, Minato-ku, Tokyo, 105-0003 Japan
Tel: +81 (0)3 5948 5952 Fax: +81 (0)3 5948 5953

■JRCS Toyoura:

2155 Kawatana, Toyoura-cho, Shimonoseki,
Yamaguchi, 759-6301 Japan
Tel: +81 (0)83 775 1100 Fax: +81 (0)83 775 1105

■The Netherlands Subsidiary: JRCS Euro Marine Service B.V.

Evert van de Beekstraat 1, Unit 104 1118 CL Schiphol, The Netherlands
Tel : +31 (0)20 7991727
E-mail : eu-service@jrcs.co.jp

■Singapore Subsidiary: JRCS Engineering Singapore Pte. Ltd.

26 Boon Lay Way #01-82 TradeHub 21, 609970 Singapore
Tel : +65 6515 8286 Fax : +65 6515 9334
E-mail : jrcs.engineering@jrcs.com.sg

■Shanghai Subsidiary: JRCS (Shanghai) Co.,Ltd.

No.1302 (12B), Suncome Liauw's Plaza (SHENGLIAOSHAN Building) ,
No.738, Shangcheng Rd, Pudong Shanghai, 200120 China
Tel : +86 (0)21 2022 0052 Fax : +86 (0)21 2022 0053
E-mail : shanghai@jrcs-sh.com